

Red Robin Country Day School
Miss Anne's Class
Homework

The week of March 30th - April 3rd, 2020

The letter of the week: W w

3/ Monday:

Cut out three or more pictures that begin with the letter of the week. Glue them on to a piece of paper. Write your name on your paper. Write the word under each picture.
Please complete: Sight Word: "that"

3/ Tuesday:

Practice writing upper case W on the paper attached.
Please use your best handwriting! Use a pencil please.
Please complete: "Windy Whiskers"
"Sensational Shamrocks"

1/ Wednesday:

Practice writing lower case w on the paper attached.
Do your best! Please complete: "Time to Clean Up"
"Lots of Spots"

1/ Thursday:

Find something to bring in for "Show and Tell" that begins with the letter Ww.
Also, please complete: "A Closer Look"
"Hold On!"

1/ Friday:

No homework! Have some fun! Be extra helpful at home.
Fill the world with kindness!


REMINDERS: _____



♥ Miss Anne

1-15


Name: _____



Trace it:

that


Box it:



Color it:

that


Write it:



hat




Ben




bat

Color a circle each time you read:


Is that a hat?



I like that hat!



Ben has that hat.


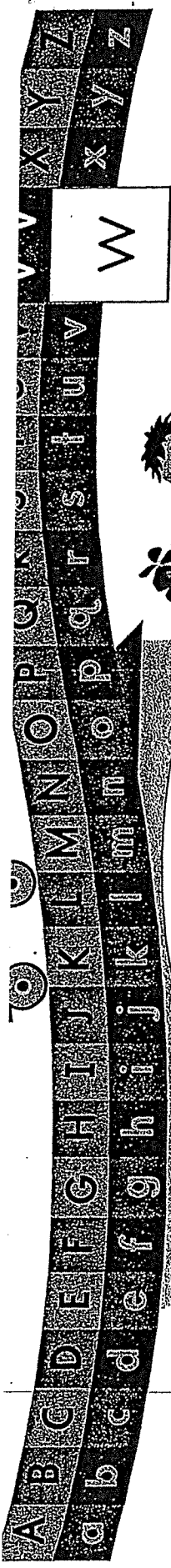


Is that a bat?

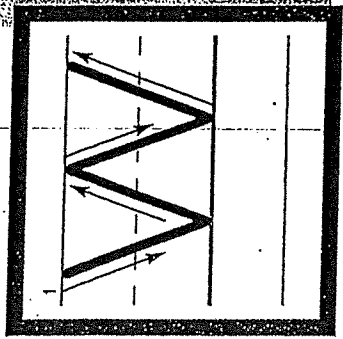


I like that bat!

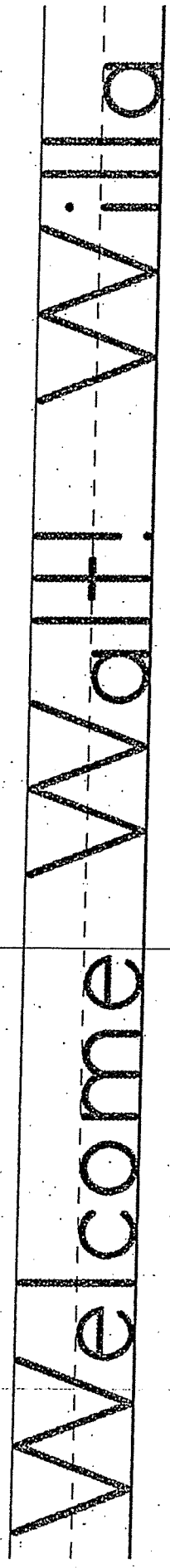

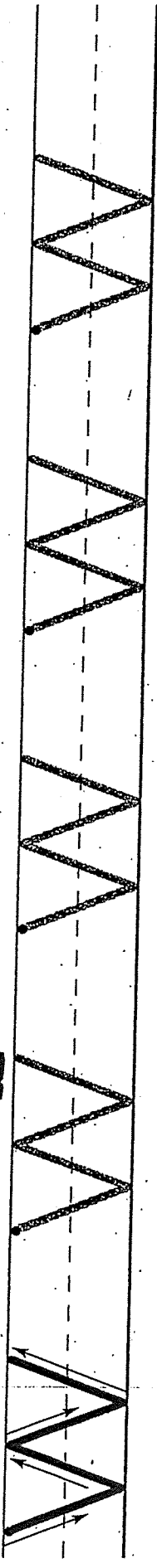




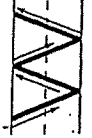
Welcome Walt!



Trace and write.



Stroke description to guide letter formation at home:

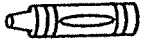















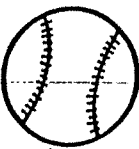



Slant right. Slant up.
Slant right. Slant up.

Directions: Discuss the picture on the page.
Help children identify W in the picture.

Name _____

Windy Whiskers

 Color the pictures that begin with the indicated sound.

t				
n				
				
g				
b				

Bonus Box: On the back of this sheet, draw and color something that floats that begins with *b*.

Name _____

Sensational Shamrocks

Add the sets.

 Write the sum.

$$\begin{array}{c} \text{☘} \\ \text{☘} \end{array} + \text{☘} = \underline{\hspace{2cm}}$$

$$\begin{array}{cc} \text{☘} & \text{☘} \\ \text{☘} & \text{☘} \end{array} + \begin{array}{cc} \text{☘} & \text{☘} \\ \text{☘} & \text{☘} \end{array} = \underline{\hspace{2cm}}$$

$$\begin{array}{c} \text{☘} \\ \text{☘} \end{array} + \begin{array}{c} \text{☘} \\ \text{☘} \end{array} = \underline{\hspace{2cm}}$$

$$\begin{array}{c} \text{☘} \\ \text{☘} \end{array} + \begin{array}{cc} \text{☘} & \text{☘} \\ \text{☘} & \text{☘} \end{array} = \underline{\hspace{2cm}}$$


$$\begin{array}{c} \text{☘} \\ \text{☘} \end{array} + \text{☘} = \underline{\hspace{2cm}}$$

$$\begin{array}{cc} \text{☘} & \text{☘} \\ \text{☘} & \text{☘} \\ \text{☘} & \text{☘} \end{array} + \text{☘} = \underline{\hspace{2cm}}$$

$$\begin{array}{cc} \text{☘} & \text{☘} \\ \text{☘} & \text{☘} \end{array} + \text{☘} = \underline{\hspace{2cm}}$$


$$\begin{array}{c} \text{☘} \\ \text{☘} \end{array} + \begin{array}{c} \text{☘} \\ \text{☘} \end{array} = \underline{\hspace{2cm}}$$






A B C D E F G H I J K L M N O P Q R S T U V W X Y Z
 a b c d e f g h i j k l m n o p q r s t u v w x y z

W w



wagon



wheel



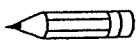
Trace and write.

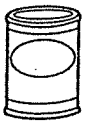
W w W w W w



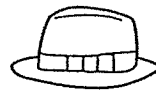
wagon wheel window

Time to Clean Up

 Write.



can



hat




well



fin



net




ship






bug



mop







Name _____

Lots of Spots





Count.  Draw to make 10.



 Write.





6 + = 10





 + = 10





 + = 10



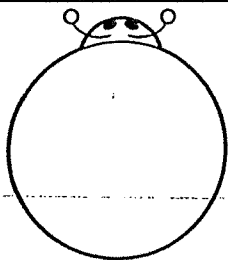
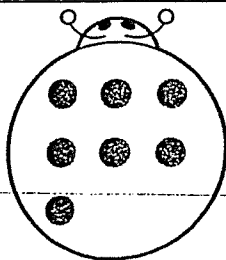
 + = 10



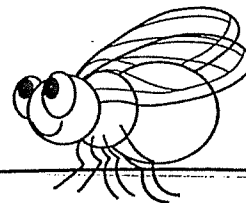
 + = 10



 + = 10




 + = 10

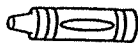



Bonus: There are 6 red ladybugs and 4 orange ladybugs. How many are there in all? Show how you know.

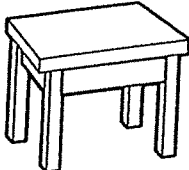



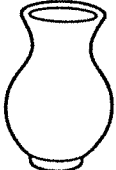
A Closer Look

 Color the pictures with the same beginning sound.

 Write the beginning letter.

 Color its shamrock.



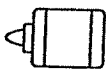
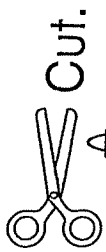
				
				
				
				
				
				

Bonus: Choose two of the letters. Draw green things whose names begin with the letters.



Name _____

Matching pictures to words


Hold On!




Bonus: Write van, bed, and bug. Draw pictures to match.




hat




sun




dog




fan




net



six



bib



mop

--	--	--	--	--	--	--	--